

Woodhouse Ward

Last Updated: October 2017



© Crown copyright and database rights 2017 Ordnance Survey 100018816

Population: 17,890*

*2016 Mid-year population estimate, ONS

Neighbourhoods:

* only a very small area of this neighbourhood falls within the boundary of this ward


Beighton*
Hackenthorpe*
Handsworth

Housteads
Richmond*
Woodhouse


Source: SCC 2017

What the 2011 Census tells us about Woodhouse Ward

Sex

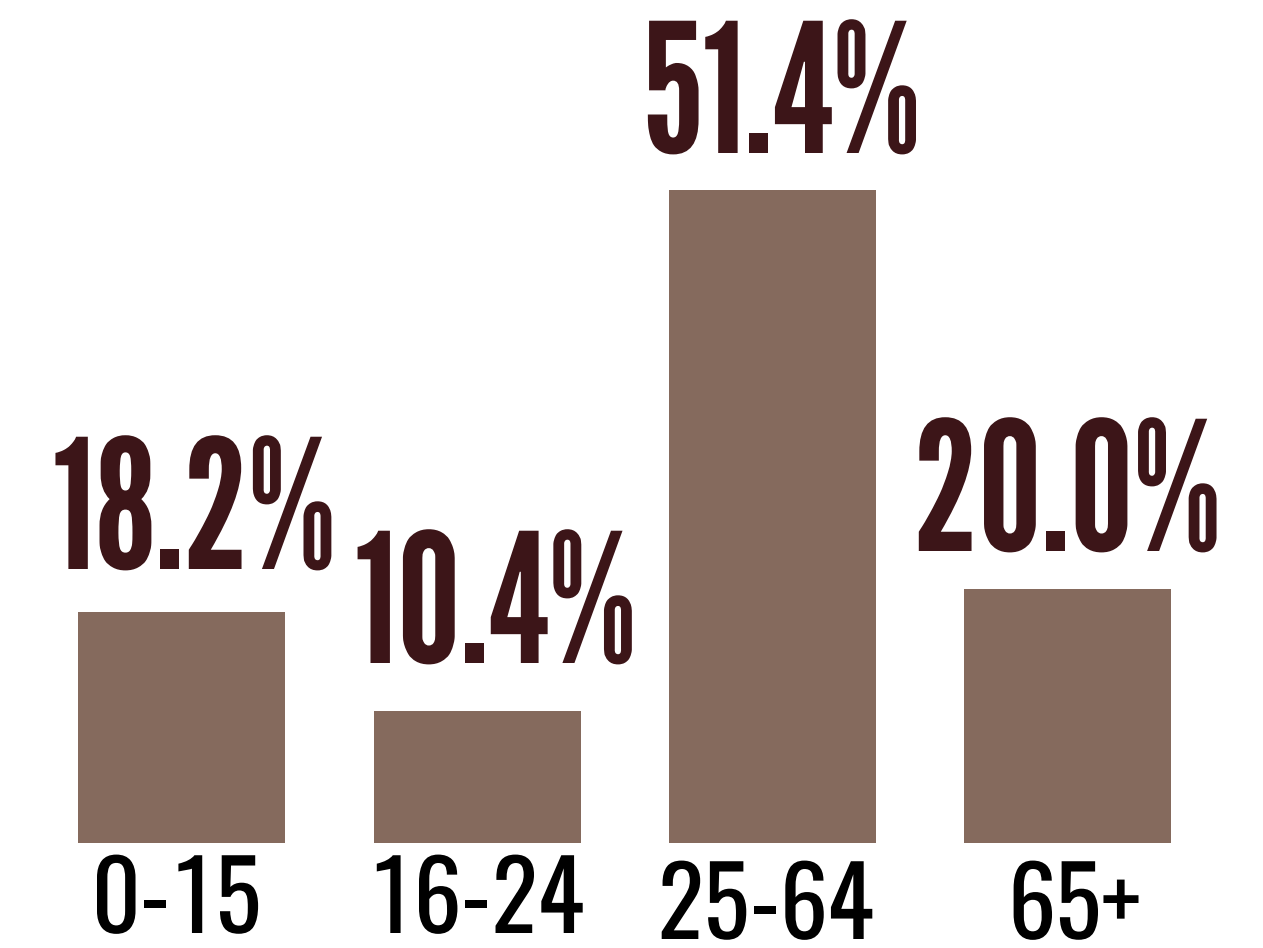


48.6%

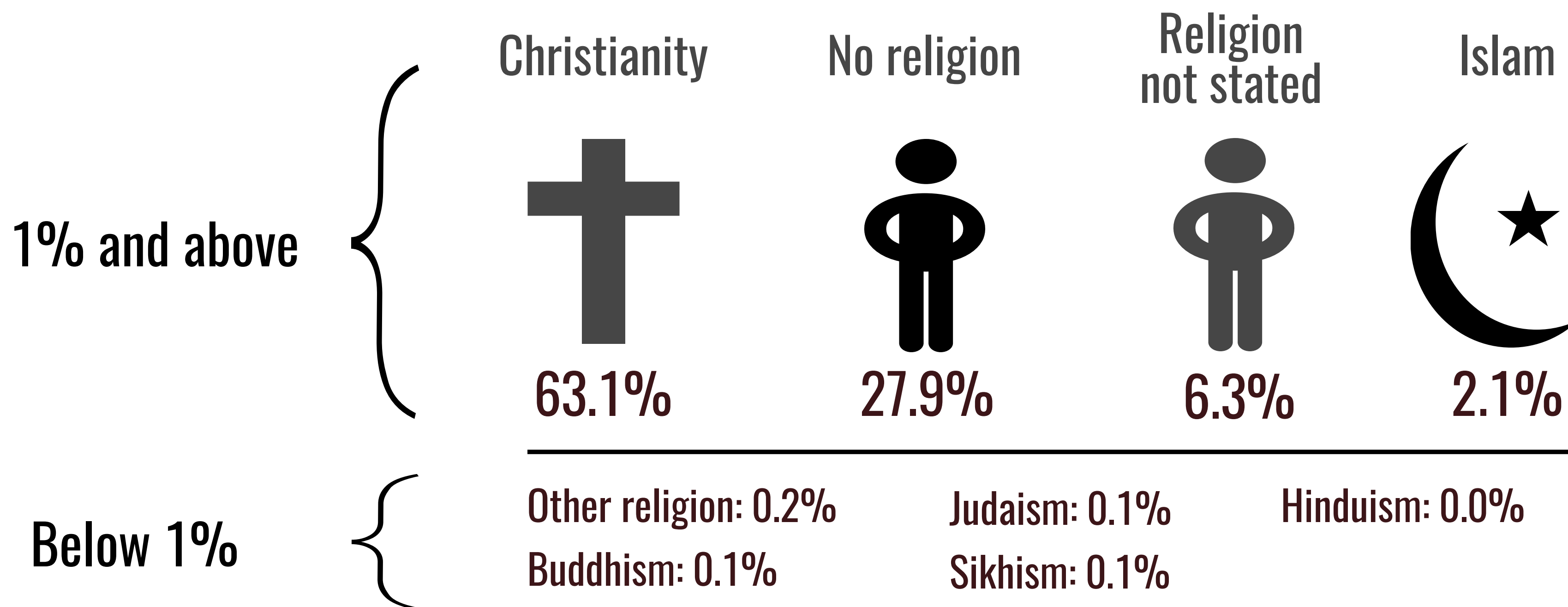


51.4%

Age



Religion and belief



Ethnicity

8.1%

BME population as a percentage of the ward

Source: 2011 Census, ONS

0.0%

Of the ward's school population is Roma

Source: SCC 2017



■ British / English Only (97.4%) ■ Other UK Identity (0.7%)
■ Other Identity Only (1.9%)

0.2%

Residents born abroad who have lived in the UK for less than 2 years

2.0%

Residents born abroad who have lived in the UK for more than 10 years

Source: 2011 Census, ONS

Households

7,791 Households

2.3 Persons per household

1,319 Older people living alone

Household Composition

One person household

Couple without dependent children

Couple with dependent children

'Other' household

Lone parent

Student Household

34.0%

23.3%

17.7%

13.8%

11.2%

0.1%

Source: 2011 Census, ONS

Source: 2011 Census, ONS

610 Privately rented properties

Source: 2011 Census, ONS

190 Private lettings in 2016/17

£558 Average monthly rent in 2016/17

Source: SCC 2017

Economic Activity

60.9% Economincally Active

39.1% Economically Inactive

Source: 2011 Census, ONS

143 Number of Higher Education students

Source: SCC 2016

Top 3 Occupations

14.3% Skilled Trades

13.5% Administrative and Secretarial

12.2% Elementary Occupations

Top 3 Industries

29.3% Public Administration, Education and Health

21.2% Distribution, Hotels, and Restaurants

13.5% Financial, Real Estate, Professional and Administrative

Source: 2011 Census, ONS

Services in Woodhouse Ward

Health Services

4 Pharmacies in the ward

3 GP practices in the ward

4 Dental practices in the ward

2 Opticians in the ward

Care and Support services provided

346 Children and Young People's Multi Agency Support Team (MAST) requests for service in 2016-17

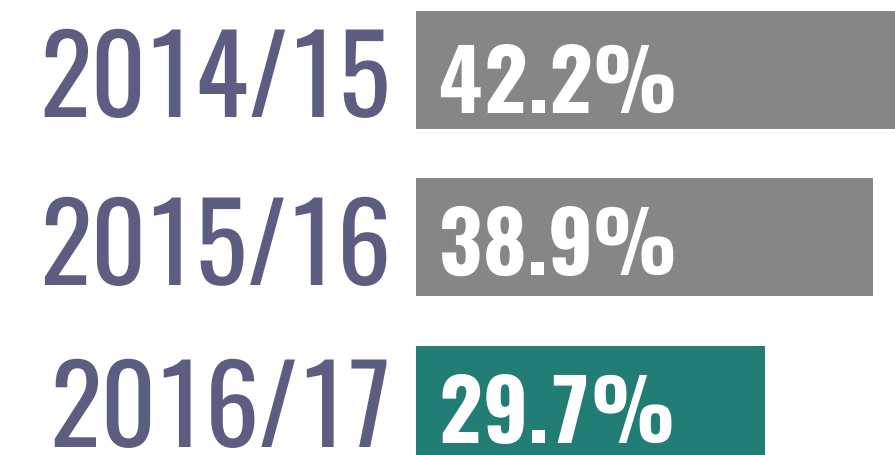
1,193 Hours of home care commissioned by SCC Adult Social Care per week

Source: SCC 2017

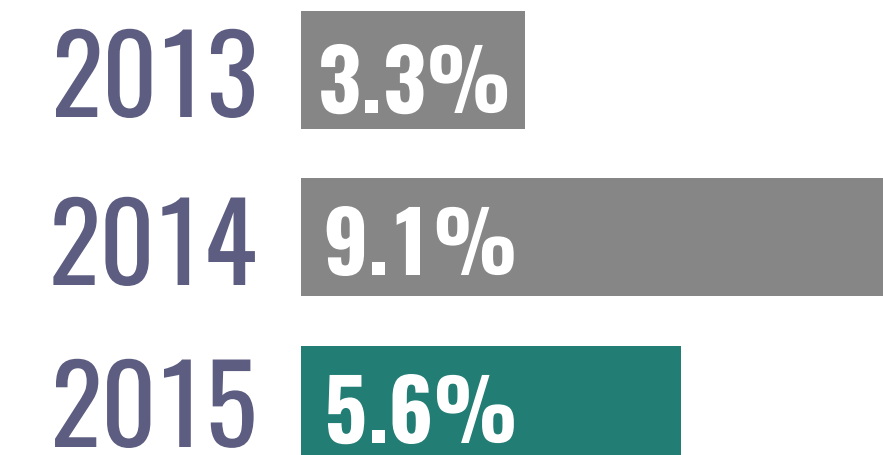
Health and Wellbeing

Maternal Health

Breastfeeding 6-8 weeks after birth



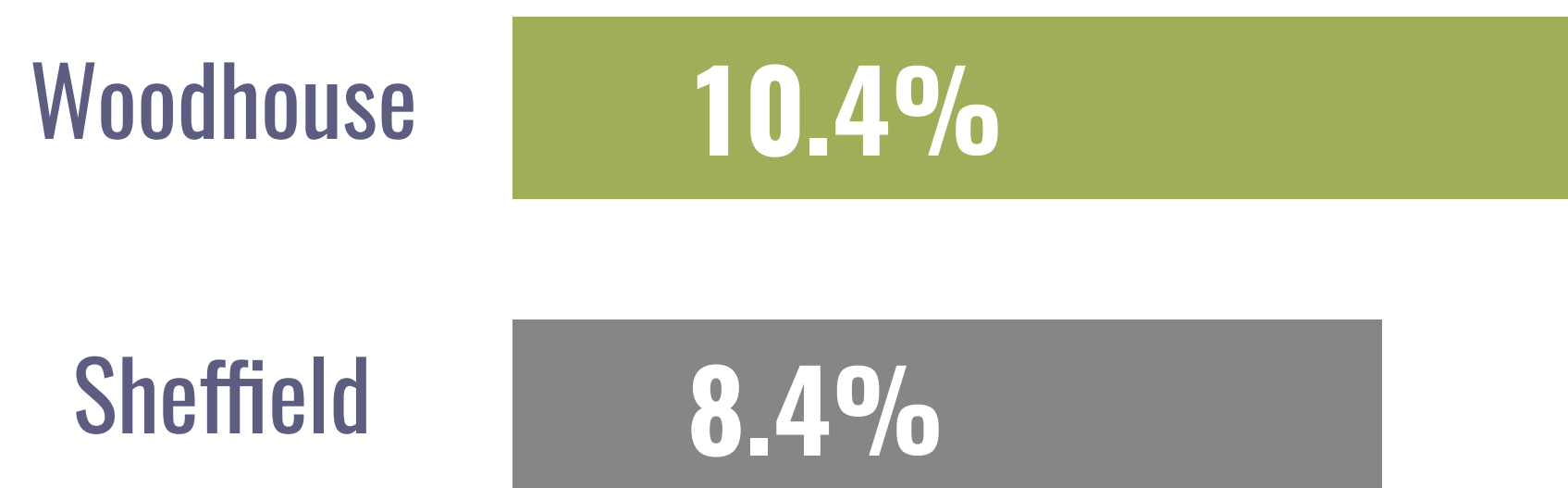
Babies born weighing less than 2.5 kg



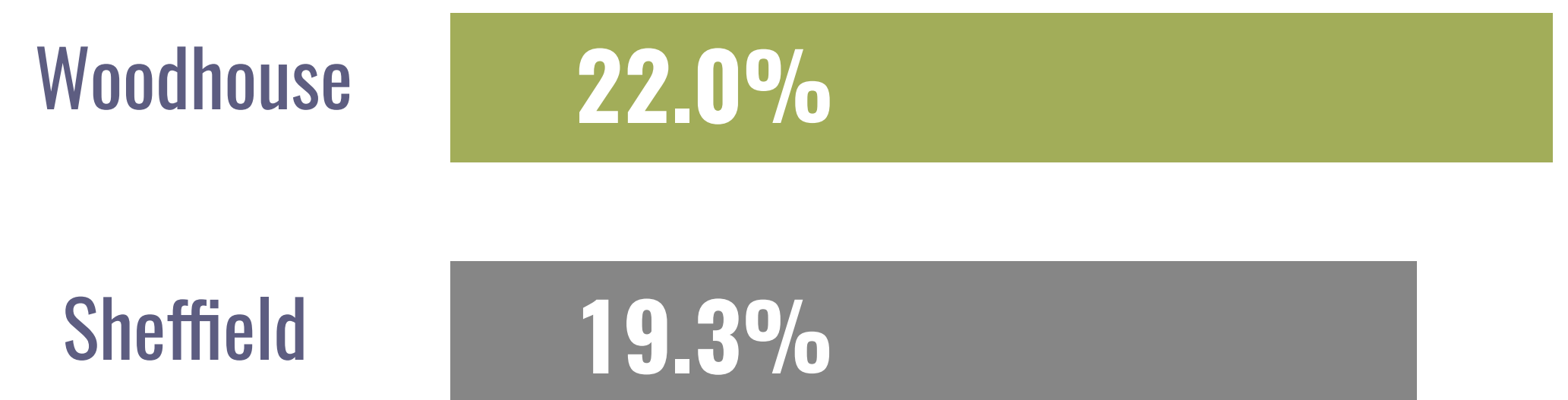
Source: SCC 2017

Childhood Obesity

Percentage of Children in Reception Year (4-5 years old) who are obese

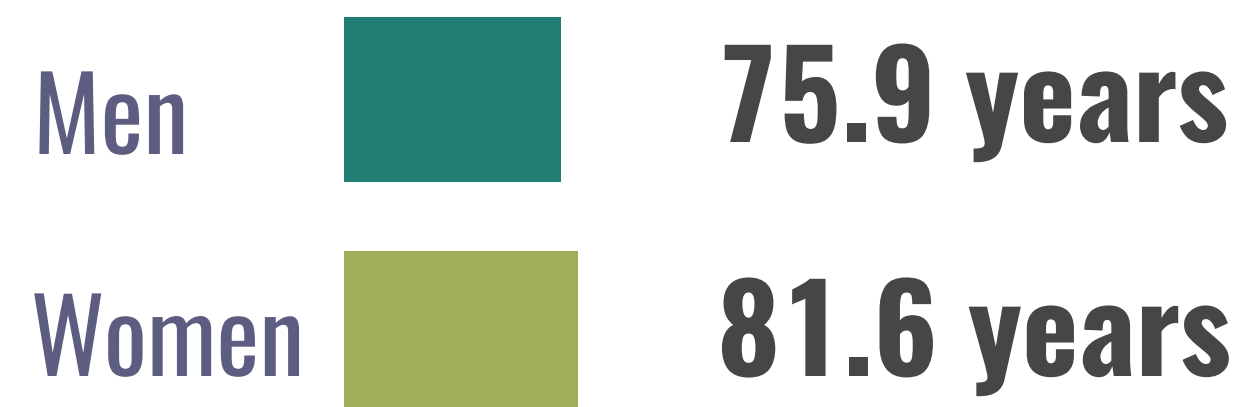


Percentage of Children in Year 6 (10-11 years old) who are obese

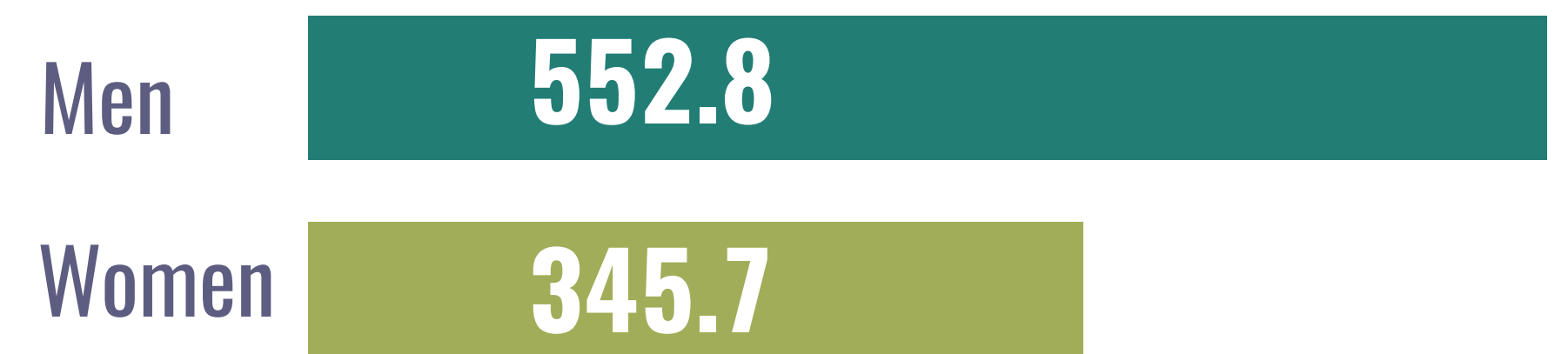


Source: SCC 2017

Life Expectancy (2011-15)



Deaths under 75 years old (rate per 100,000 people, 2011-15)



Source: SCC 2017

Healthy Lifestyles (adults)

23.0% have smoked cigarettes in the past year

21.7% drink alcohol 2 or 3 times a week

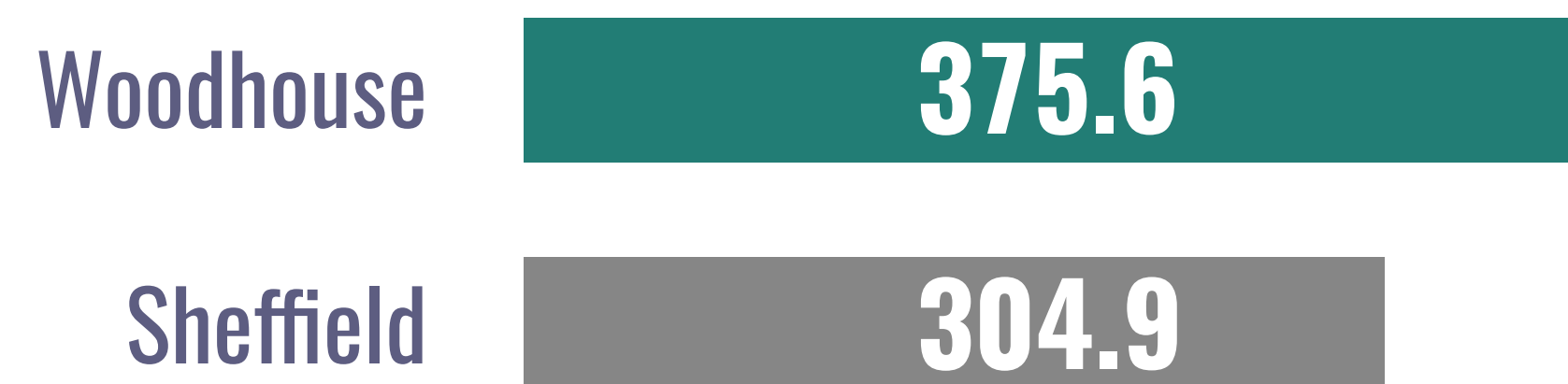
51.6% do not exercise

33.8% eat 5 portions of fruit and veg a day

Source: Experian Mosaic 2015

Death rate per 100,000 people

Smoking Attributable Conditions



Alcohol Attributable Conditions



Source: SCC 2016

Deprivation and Poverty

12th Most deprived ward in Sheffield (out of 28)

Source: Indices of Multiple Deprivation 2015

£24,152

Median Household Income

Source: Experian Mosaic 2015

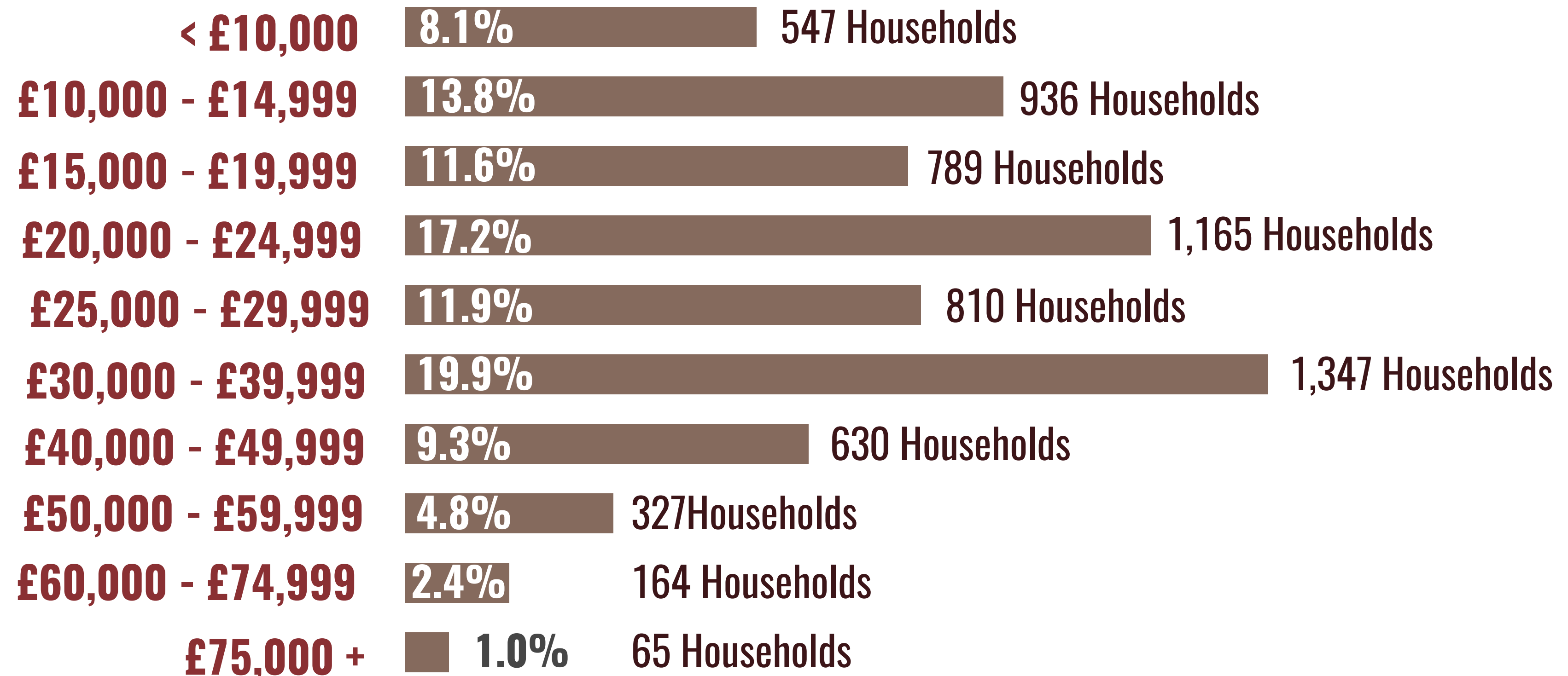
36.6% of 2 year olds in the ward are eligible for Free Early Learning

18.6%

of children receive Free School Meals

Source: SCC 2017

Household Income Bands of working age households*



* not all households in Sheffield have been captured by Experian Mosaic

Source: Experian Mosaic 2015

Education

95.9% Primary School Attendance in 2016 (95.5% in 2015)

94.6% Secondary School Attendance in 2016 (95.0% in 2015)

Percentage of pupils reaching the expected standard of reading (2016)

Key Stage 1

Woodhouse

69.4%

Sheffield

71.4%

Key Stage 2

Woodhouse

50.3%

Sheffield

62.1%

Percentage of pupils achieving grade C or above in English and Maths at Key Stage 4 (GCSE)

Woodhouse

53.5%

Sheffield

59.4%

Source: SCC 2017

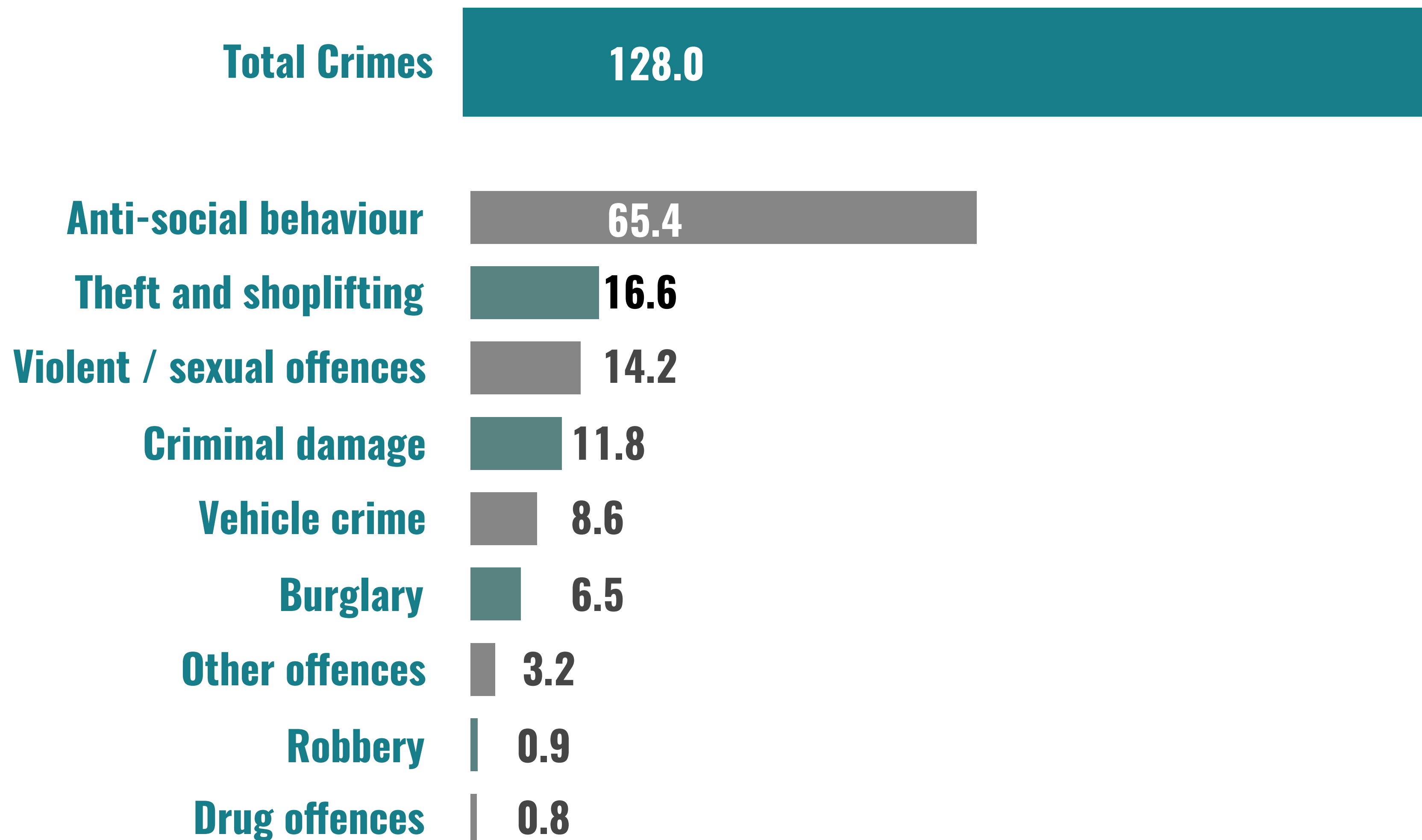
Community Safety

2 People killed on roads in Woodhouse between 2013 and 2016

29 People seriously injured on roads in Woodhouse between 2013 and 2016

Source: Department for Transport 2017

2016 Crime Statistics (per 1,000 people)



Source: Police.UK 2017