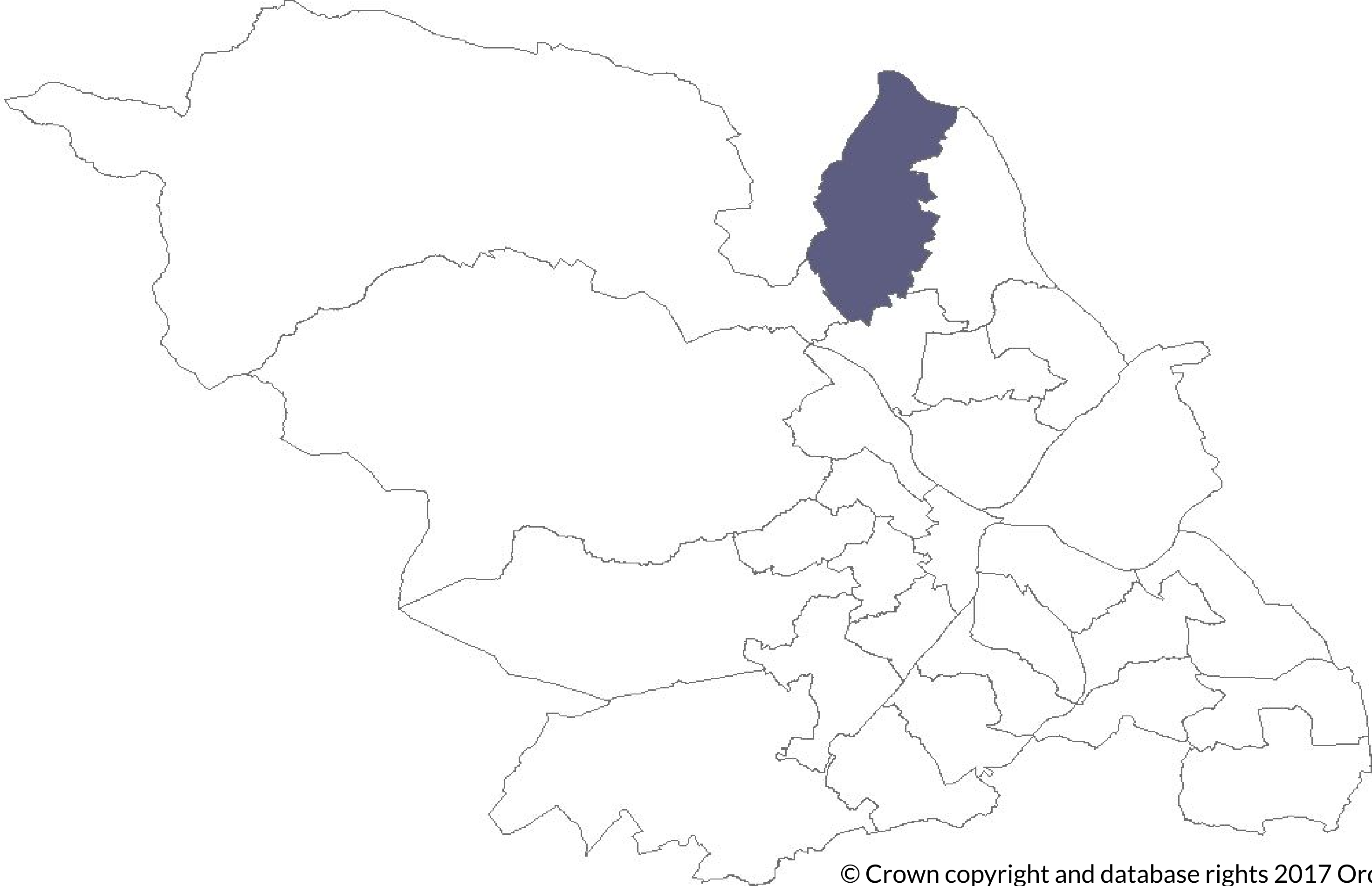


West Ecclesfield Ward

Last updated: October 2017



© Crown copyright and database rights 2017 Ordnance Survey 100018816

Population: 17,696*

*2016 Mid-year population estimate, ONS

Neighbourhoods:


* only a very small area of this neighbourhood falls within the boundary of this ward

**Burncross
Chapelton*
Ecclesfield***


**Grenoside
High Green**

What the 2011 Census tells us about West Ecclesfield Ward

Sex

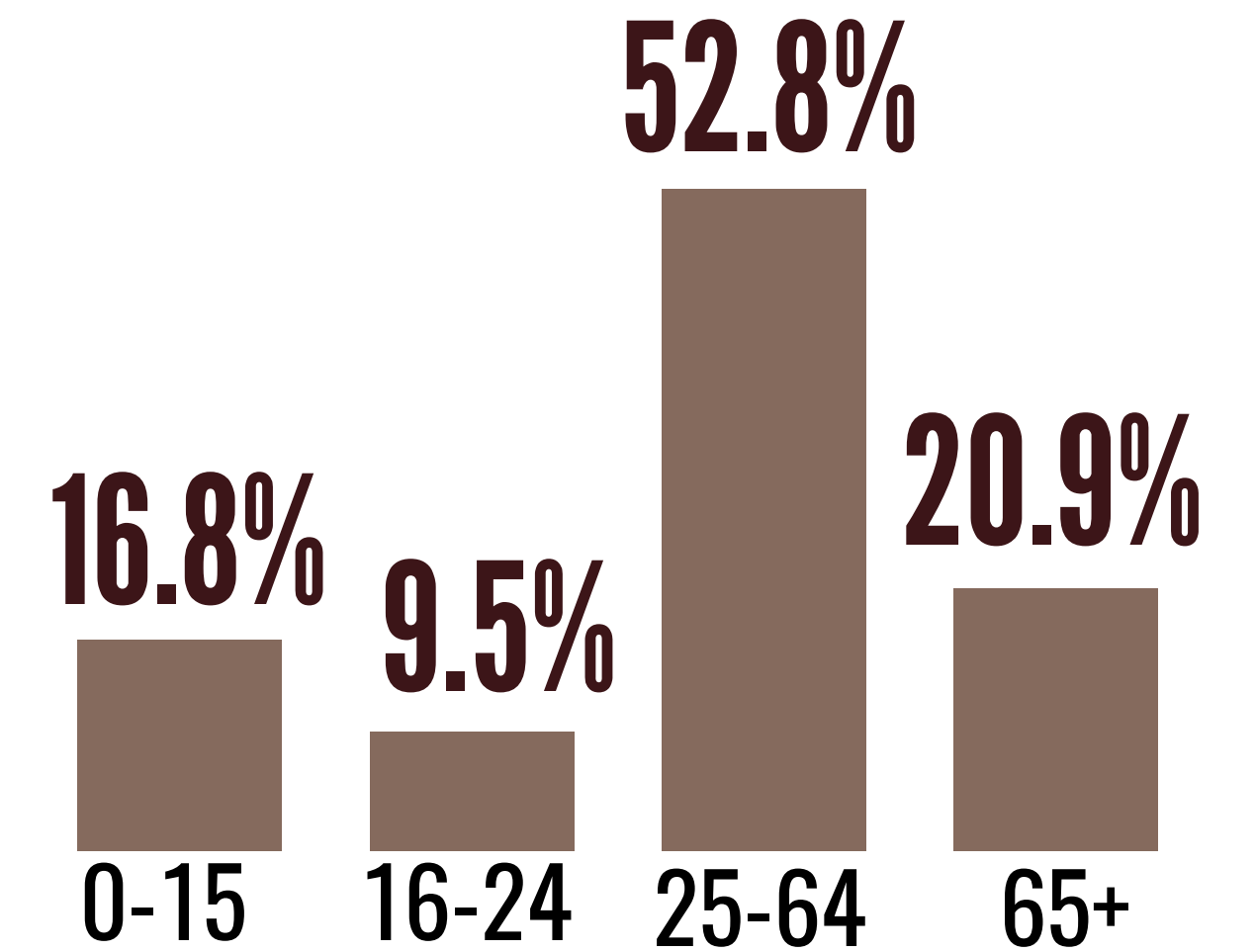


48.2%

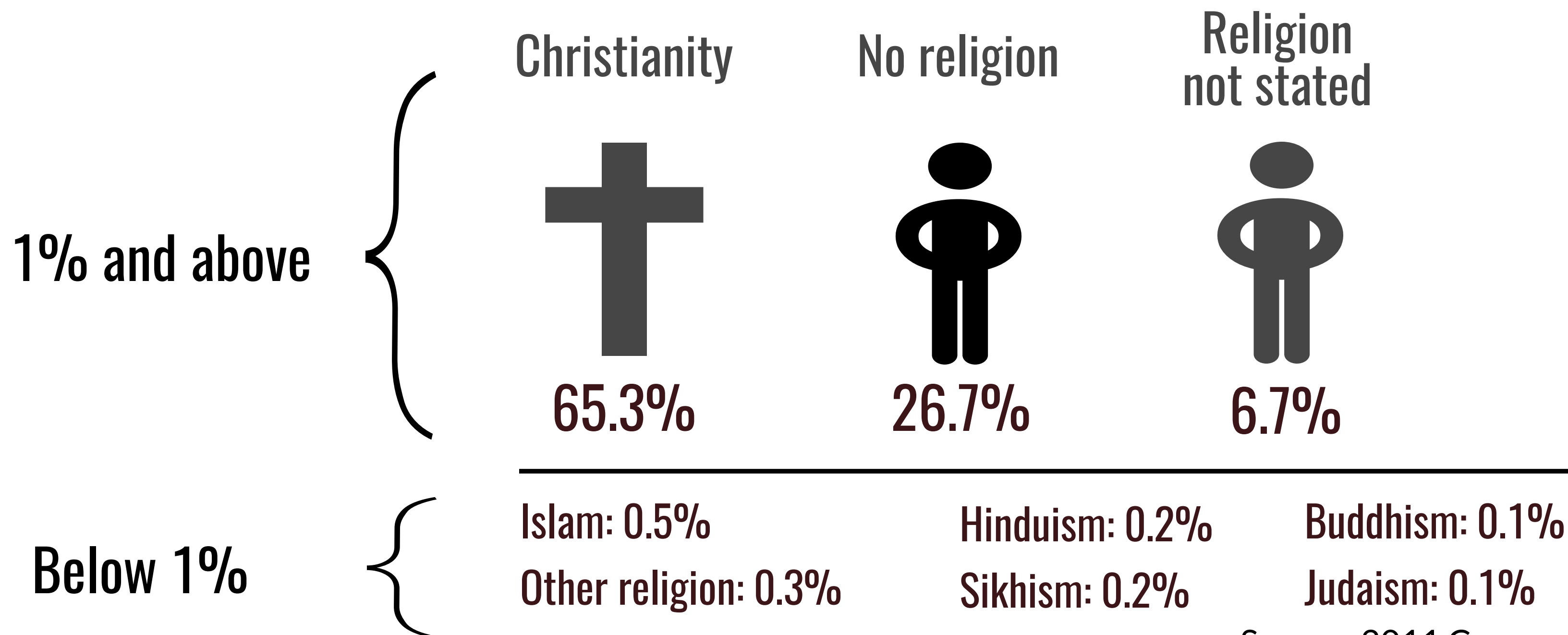


51.8%

Age



Religion and belief



Ethnicity

0.0%

Of the ward's school population is Roma

Source: SCC 2017

3.9%

BME population as a percentage of the ward

Source: 2011 Census, ONS



■ British / English Only (98.2%) ■ Other UK Identity (0.8%)
■ Other Identity Only (1.0%)

0.1%

Residents born abroad who have lived in the UK for less than 2 years

1.5%

Residents born abroad who have lived in the UK for more than 10 years

Source: 2011 Census, ONS

Households

7,675 Households

2.3 Persons per household

1,088 Older people living alone

Household Composition

Couple without dependent children

One person household

Couple with dependent children

'Other' household

Lone parent

Student Household

29.0%

26.6%

20.0%

15.7%

8.7%

0.0%

Source: 2011 Census, ONS

1,332 Privately rented properties

Source: 2011 Census, ONS

170 Private lettings in 2016/17

£586 Average monthly rent in 2016/17

Source: SCC 2017

Economic Activity

62.2% Economically Active

37.8% Economically Inactive

Source: 2011 Census, ONS

135 Number of Higher Education students

Source: SCC 2016

Top 3 Occupations

15.4% Professional Occupations

13.5% Administrative and Secretarial

13.4% Skilled Trades

Top 3 Industries

31.2% Public Administration, Education and Health

20.1% Distribution, Hotels, and Restaurants

14.8% Financial, Real Estate, Professional and Administrative

Source: 2011 Census, ONS

Services in West Ecclesfield Ward

Health Services

4 Pharmacies in the ward

3 GP practices in the ward

2 Dental practices in the ward

0 Opticians in the ward

Care and Support services provided

241 Children and Young People's Multi Agency Support Team (MAST) requests for service in 2016-17

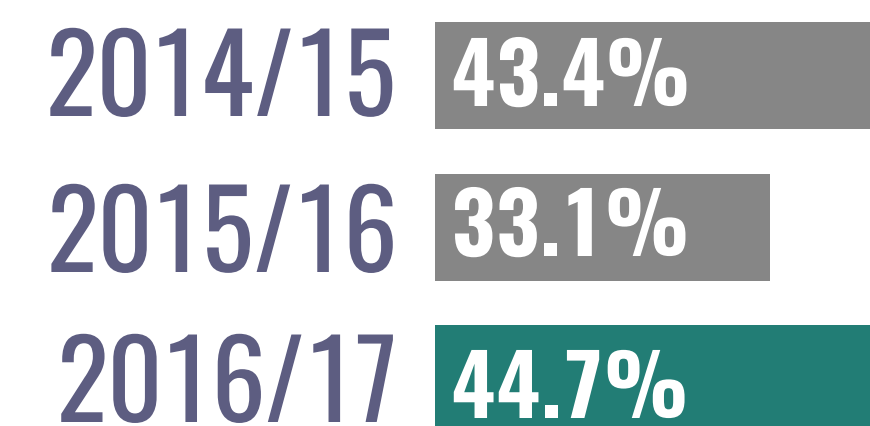
1,136 Hours of home care commissioned by SCC Adult Social Care per week

Source: SCC 2017

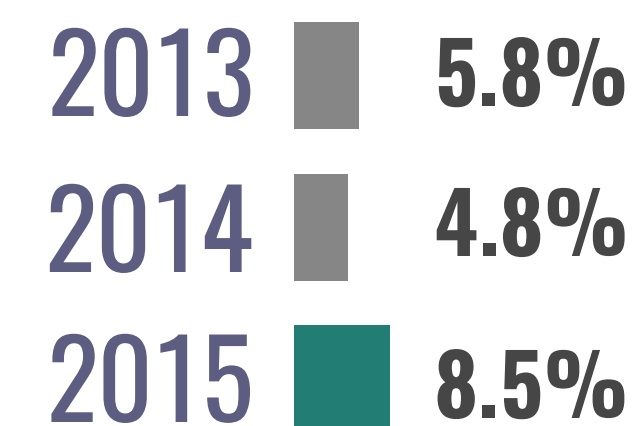
Health and Wellbeing

Maternal Health

Breastfeeding 6-8 weeks after birth



Babies born weighing less than 2.5kg



Source: SCC 2017

Childhood Obesity

Percentage of Children in Reception Year (4-5 years old) who are obese



Percentage of Children in Year 6 (10-11 years old) who are obese



Source: SCC 2016

Life Expectancy (2011-15)



Deaths under 75 years old (rate per 100,000 people, 2011-15)



Source: SCC 2017

Healthy Lifestyles (adults)

18.3% have smoked cigarettes in the past year

25.7% drink alcohol 2 or 3 times a week

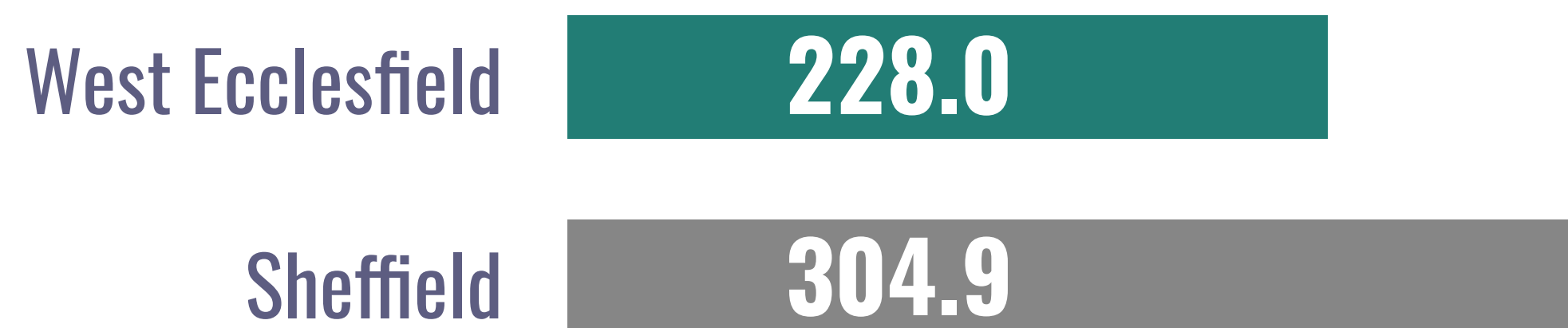
48.0% do not exercise

36.9% eat 5 portions of fruit and veg a day

Source: Experian Mosaic 2015

Death rate per 100,000 people

Smoking Attributable Conditions



Alcohol Attributable Conditions



Source: SCC 2016

Deprivation and Poverty

18th Most deprived ward in Sheffield (out of 28)

Source: Indices of Multiple Deprivation 2015

£30,223

Median Household Income

Source: Experian Mosaic 2015

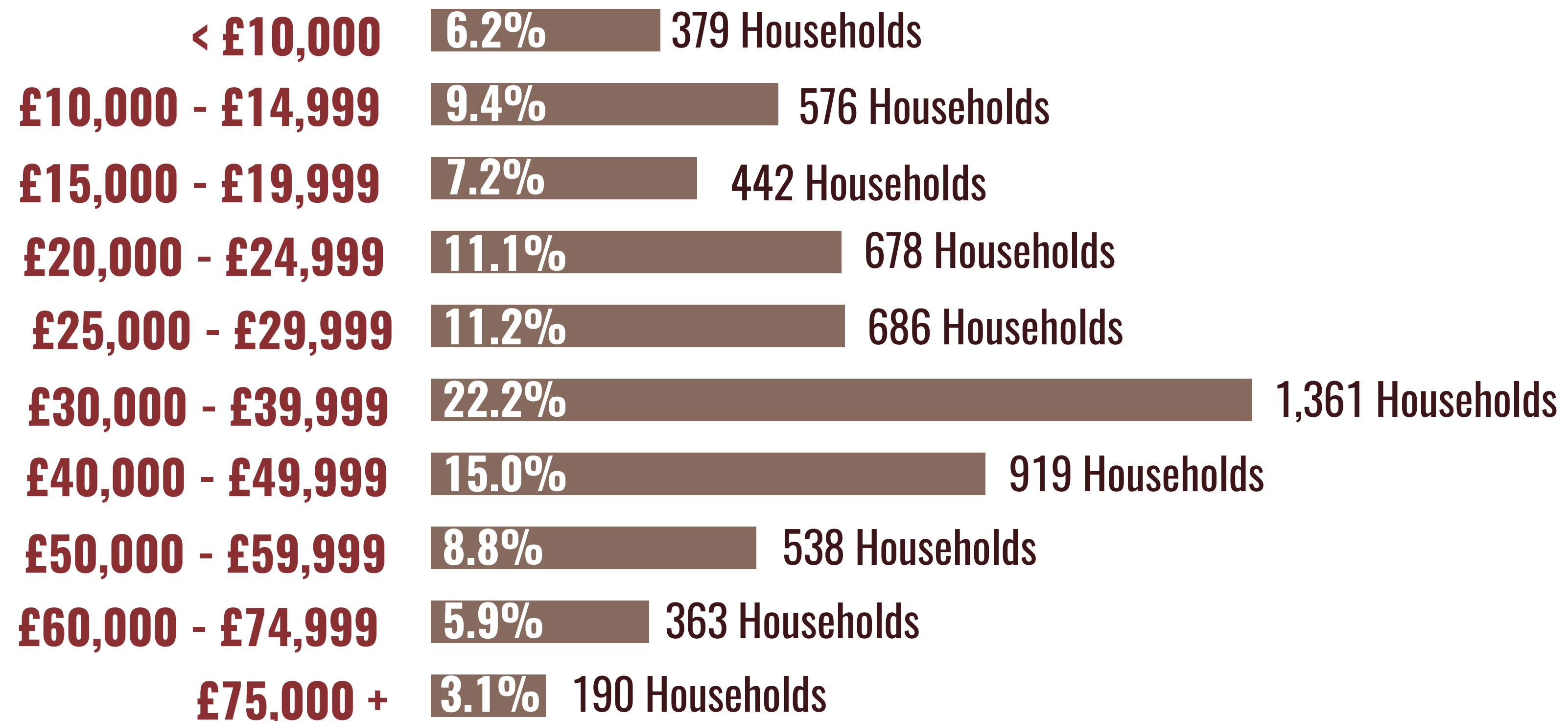
26.1% of 2 year olds in the ward are eligible for Free Early Learning

13.6%

of children receive Free School Meals

Source: SCC 2017

Household Income Bands of working age households*



* not all households in Sheffield have been captured by Experian Mosaic

Source: Experian Mosaic 2015

Education

96.5% Primary School Attendance in 2016 (96.4% in 2015)

94.7% Secondary School Attendance in 2016 (94.2% in 2015)

Percentage of pupils reaching the expected standard of reading (2016)

Key Stage 1

Key Stage 2

West Ecclesfield



West Ecclesfield



Sheffield



Sheffield



Percentage of pupils achieving grade C or above in English and Maths at Key Stage 4 (GCSE)

West Ecclesfield



Sheffield



Source: SCC 2017

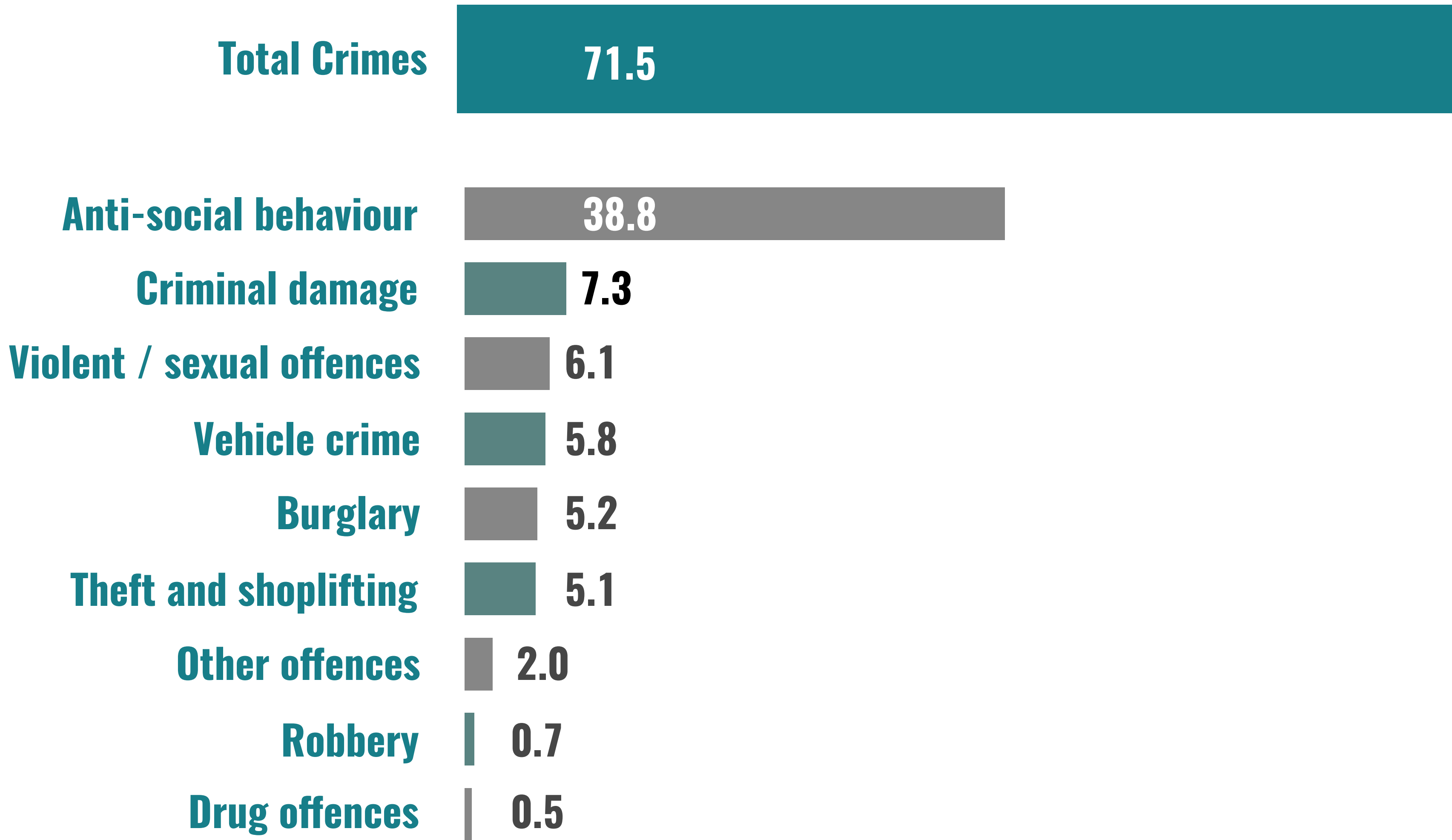
Community Safety

0 People killed on roads in West Ecclesfield between 2013 and 2016

11 People seriously injured on roads in West Ecclesfield between 2013 and 2016

Source: Department for Transport 2017

2016 Crime Statistics (per 1,000 people)



Source: Police.UK 2017