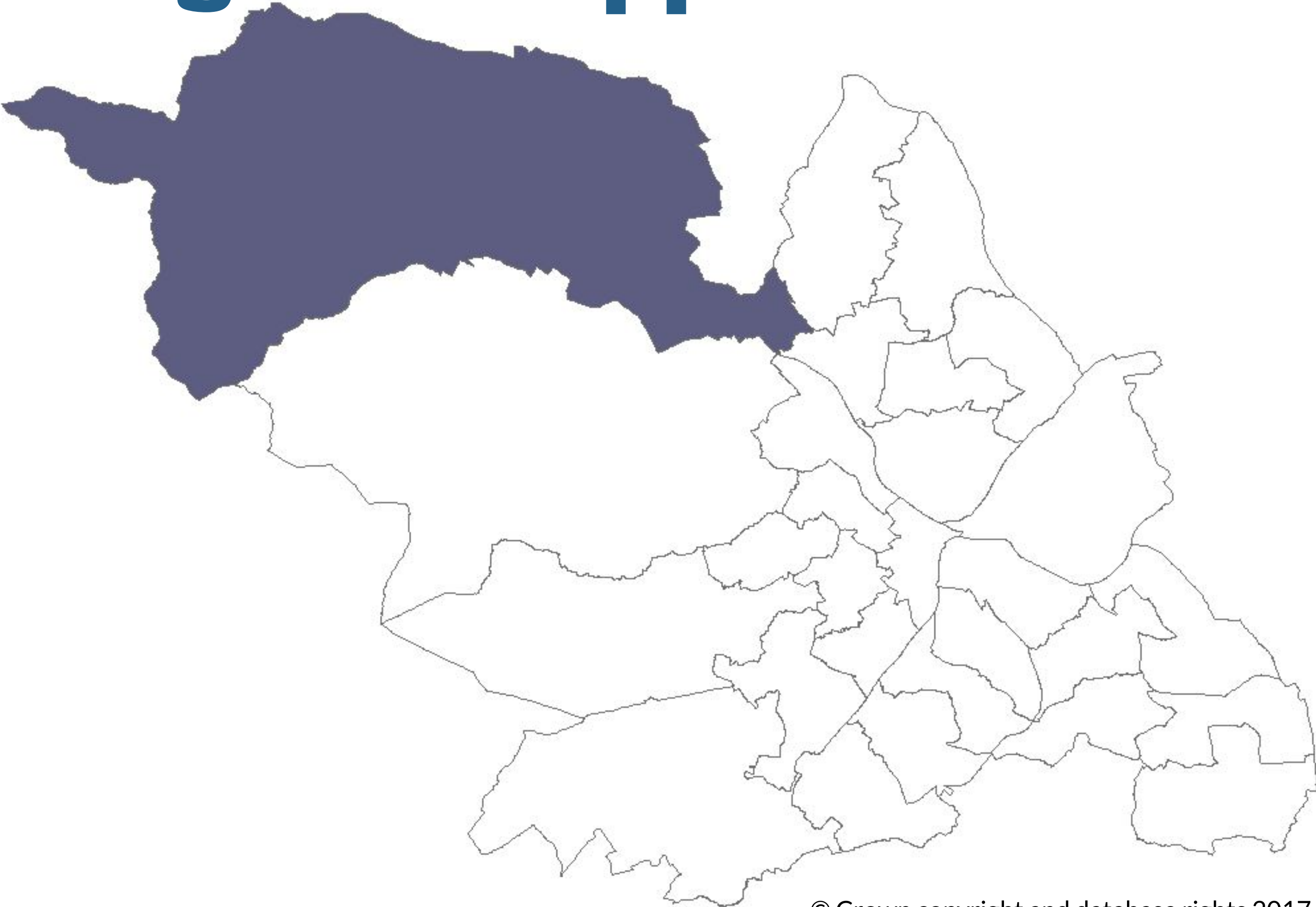


# Stocksbridge and Upper Don Ward

Last updated:  
October 2017



© Crown copyright and database rights 2017 Ordnance Survey 100018816

**Population: 18,478\***

\*2016 Mid-year population estimate, ONS


**Neighbourhoods:**

**Deepcar  
Oughtibridge  
Rural Area**


**Stocksbridge  
Wharncliffe Side**

# What the 2011 Census tells us about Stocksbridge and Upper Don Ward

## Sex

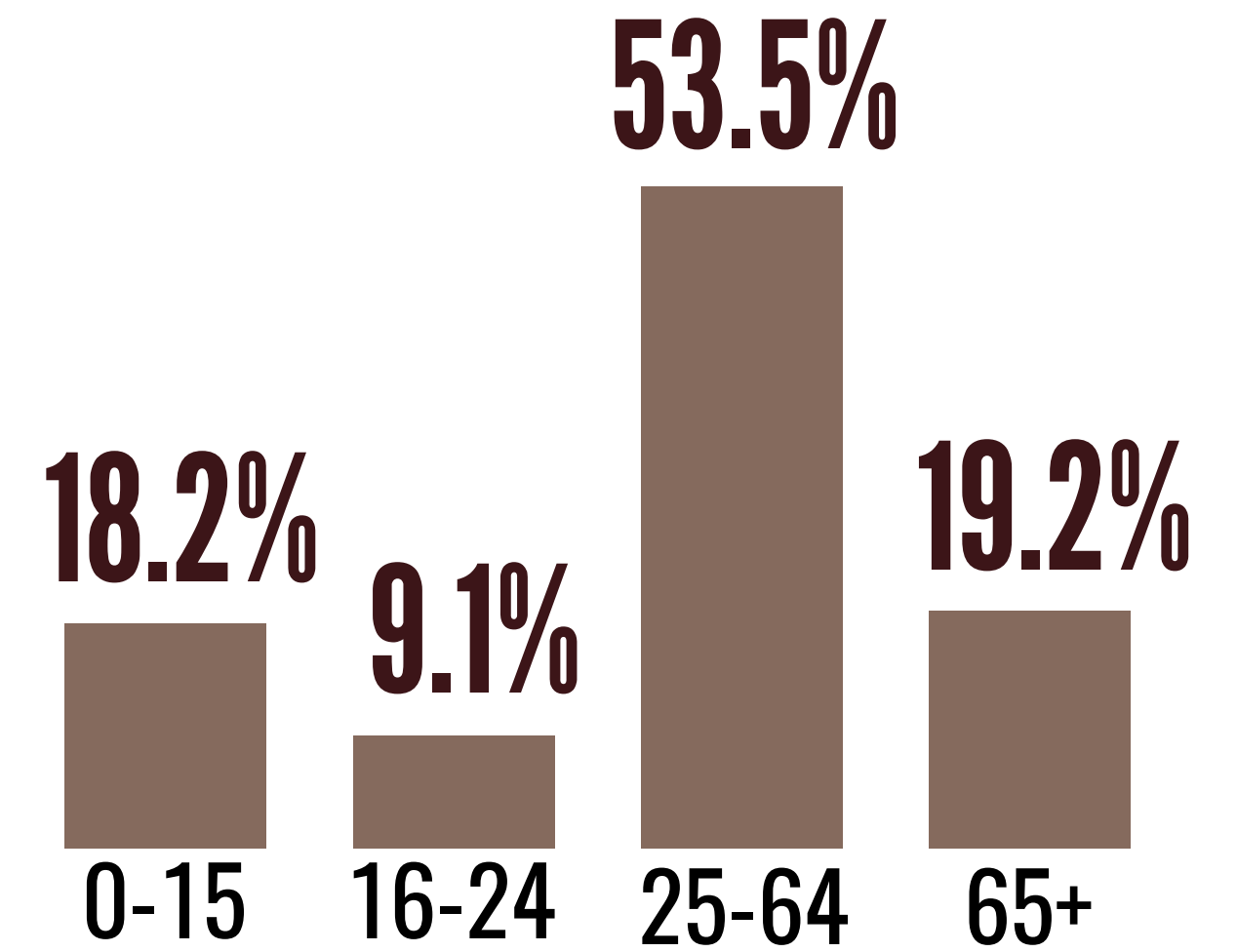


49.1%


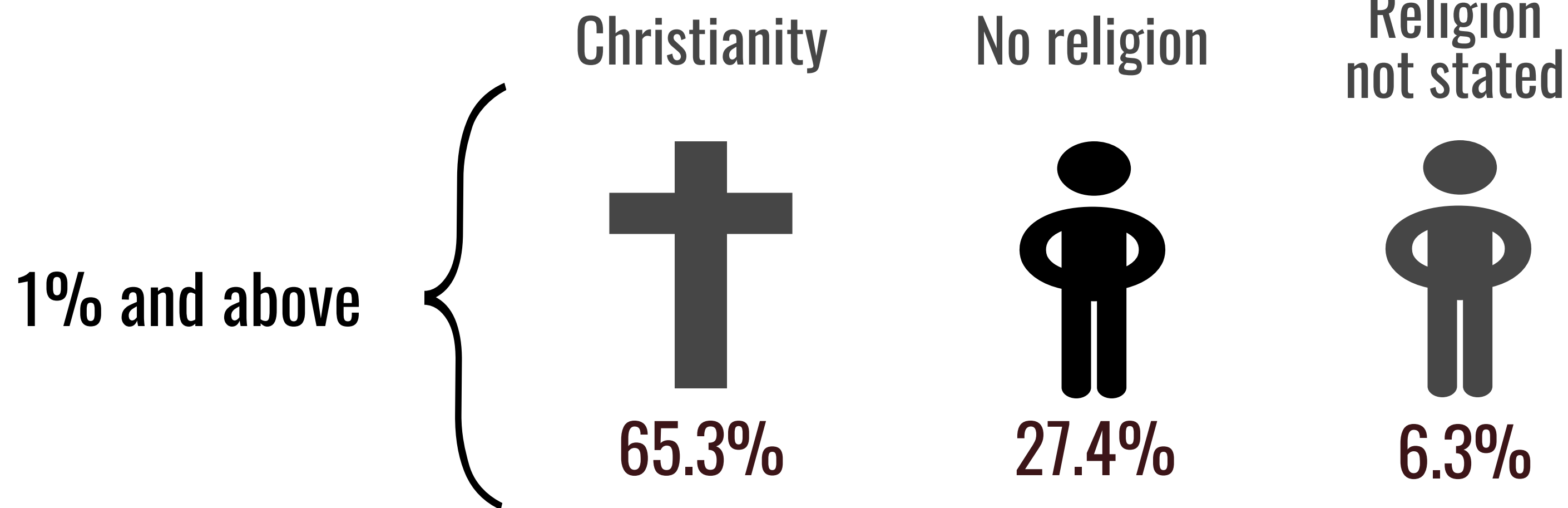


50.9%

## Age



## Religion and belief



# Ethnicity

**3.2%**

**BME population as a percentage of the ward**

Source: 2011 Census, ONS

**0.0%**

**Of the ward's school population is Roma**

Source: SCC 2017



■ British / English Only (97.7%) ■ Other UK Identity (1.1%)  
■ Other Identity Only (1.1%)

**0.1%**

**Residents born abroad who have lived in the UK for less than 2 years**

**1.5%**

**Residents born abroad who have lived in the UK for more than 10 years**

Source: 2011 Census, ONS

# Households

**8,099** Households

**2.3** Persons per household

**1,083** Older people living alone

## Household Composition

One person household

Couple without dependent children

Couple with dependent children

'Other' household

Lone parent

Student Household

**29.3%**

**28.1%**

**20.3%**

**13.3%**

**9.0%**

**0.1%**

Source: 2011 Census, ONS

**779** Privately rented properties

**274** Private lettings in 2016/17

**£544** Average monthly rent in 2016/17

Source: 2011 Census, ONS

Source: SCC 2017

# Economic Activity

**62.2%** Economically Active

**37.8%** Economically Inactive

Source: 2011 Census, ONS

**124** Number of Higher Education students

Source: SCC 2016

## Top 3 Occupations

**16.2%** Professional Occupations

**13.3%** Administrative and Secretarial

**12.4%** Skilled Trades

## Top 3 Industries

**33.1%** Public Administration, Education and Health

**17.6%** Distribution, Hotels, and Restaurants

**13.8%** Financial, Real Estate, Professional and Administrative

Source: 2011 Census, ONS

# Services in Stocksbridge and Upper Don Ward

## Health Services

**4** Pharmacies in the ward

**3** GP practices in the ward

**3** Dental practices in the ward

**0** Opticians in the ward

## Care and Support services provided

**267** Children and Young People's Multi Agency Support Team (MAST) requests for service in 2016-17

**1,071** Hours of home care commissioned by SCC Adult Social Care per week

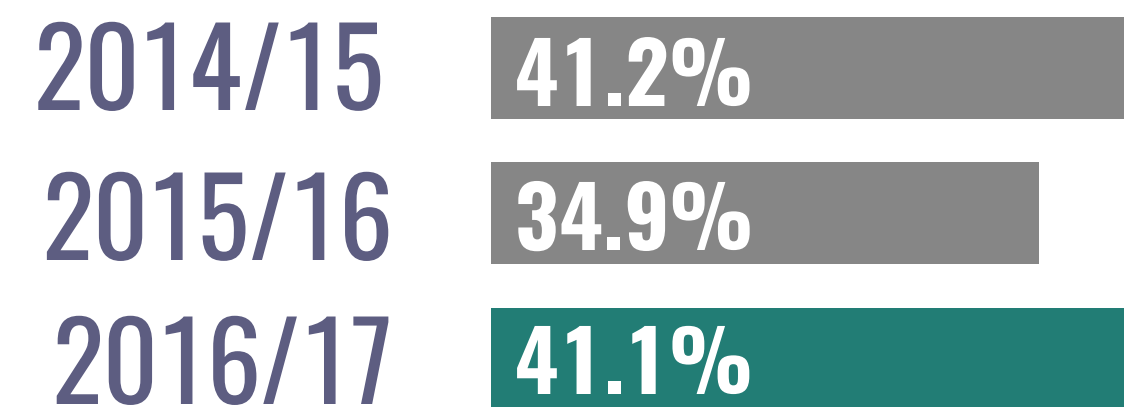
Source: SCC 2017



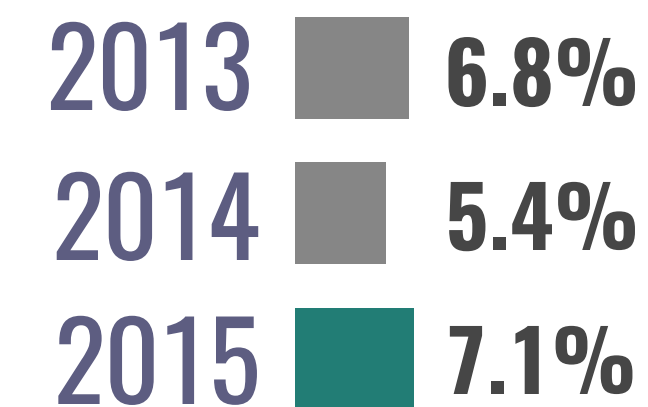
# Health and Wellbeing

## Maternal Health

### Breastfeeding 6-8 weeks after birth



### Babies born weighing under 2.5kg



Source: SCC 2017

## Childhood Obesity

### Percentage of Children in Reception Year (4-5 years old) who are obese



### Percentage of Children in Year 6 (10-11 years old) who are obese

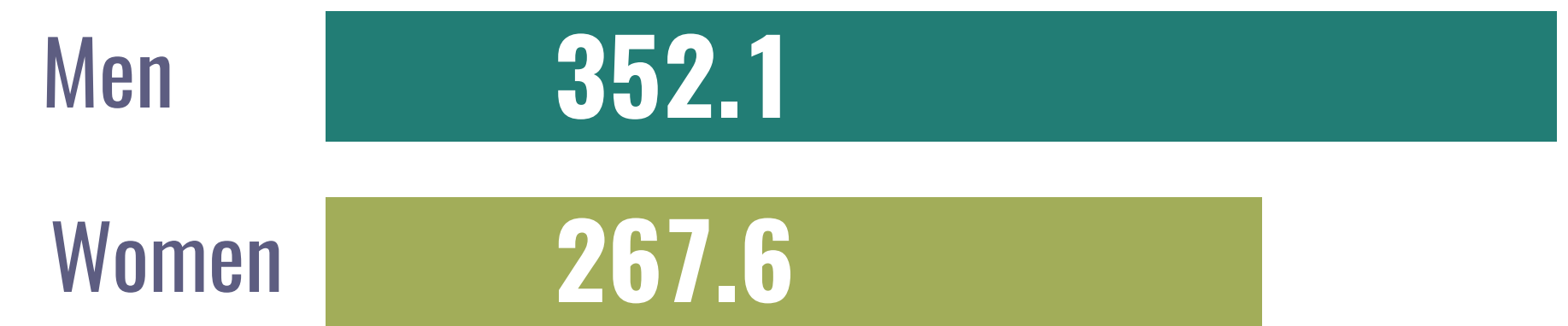


Source: SCC 2016

## Life Expectancy (2011-15)



## Deaths under 75 years old (rate per 100,000 people, 2011-15)



Source: SCC 2017

## Healthy Lifestyles (adults)

**18.9%** have smoked cigarettes in the past year

**24.9%** drink alcohol 2 or 3 times a week

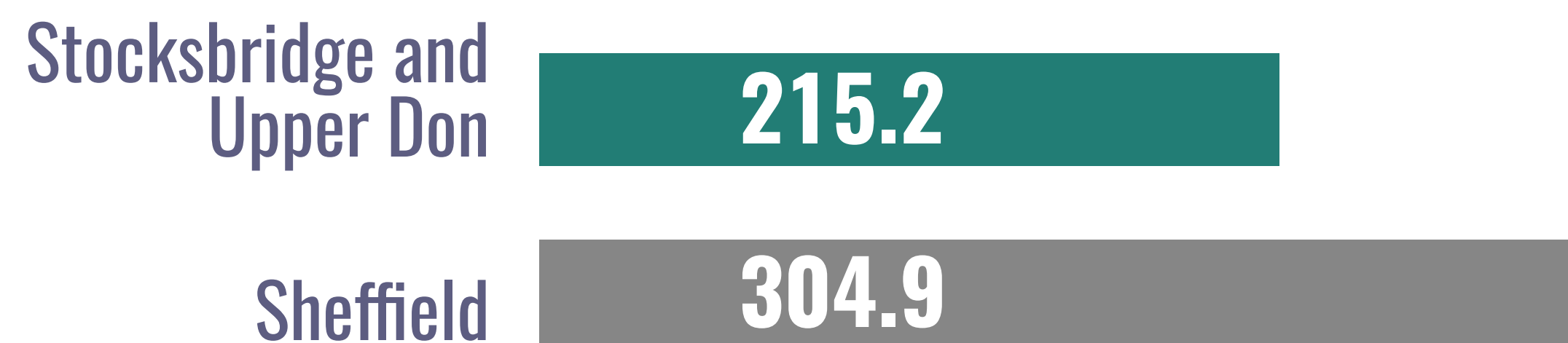
**47.7%** do not exercise

**36.5%** eat 5 portions of fruit and veg a day

Source: Experian Mosaic 2015

## Death rate per 100,000 people

### Smoking Attributable Conditions



### Alcohol Attributable Conditions



Source: SCC 2016



# Deprivation and Poverty

**20th** Most deprived ward in Sheffield (out of 28)

Source: Indices of Multiple Deprivation 2015

**£28,926**

Median Household Income

Source: Experian Mosaic 2015

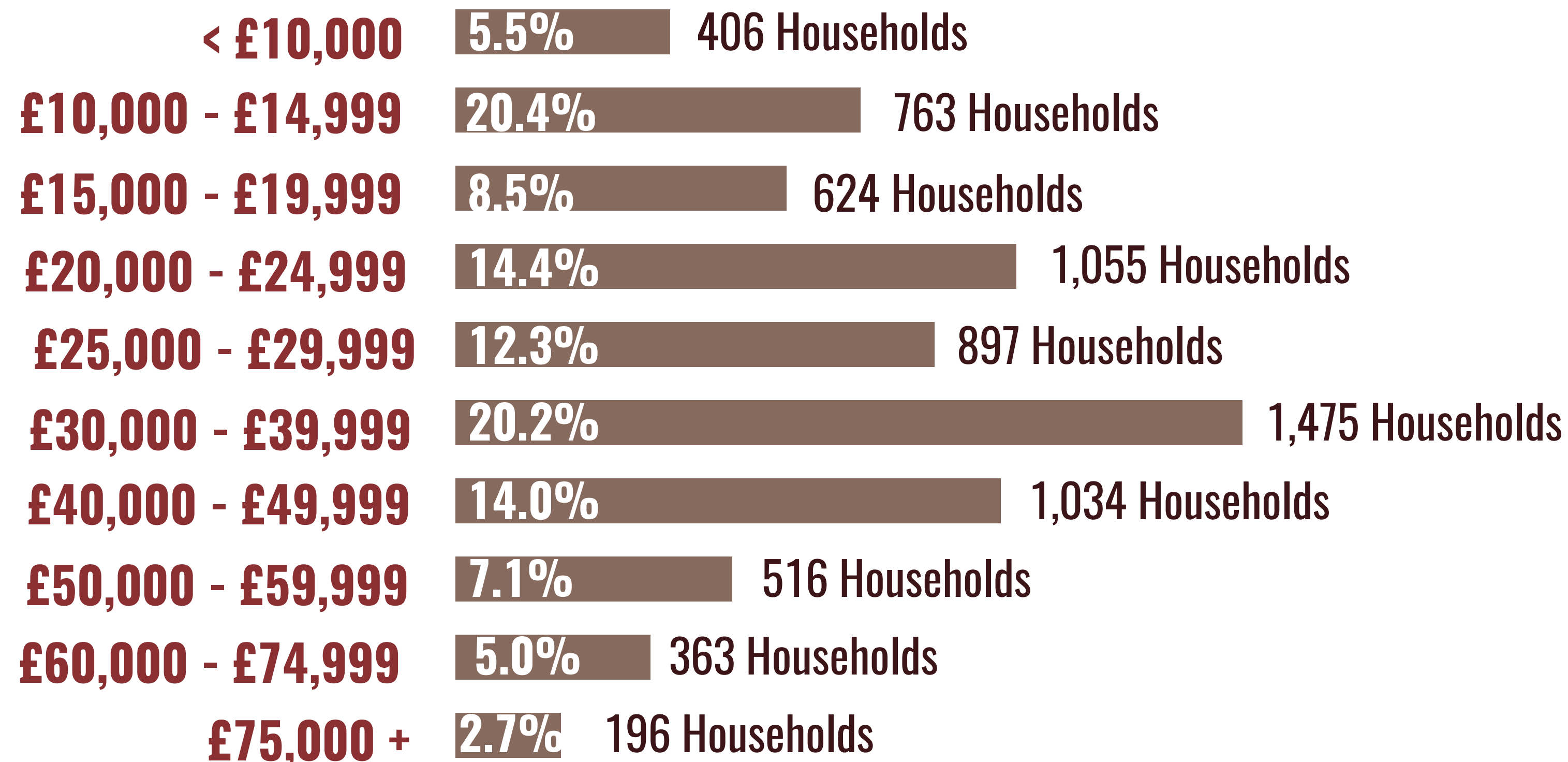
**23.0%** of 2 year olds in the ward are eligible for Free Early Learning

**10.2%**

of children receive Free School Meals

Source: SCC 2017

## Household Income Bands of working age households\*



\* not all households in Sheffield have been captured by Experian Mosaic

Source: Experian Mosaic 2015

# Education

**96.6%** Primary School Attendance in 2016 (96.0% in 2015)

**95.0%** Secondary School Attendance in 2016 (94.1% in 2015)

## Percentage of pupils reaching the expected standard of reading (2016)

### Key Stage 1

### Key Stage 2

Stocksbridge and Upper Don

**79.3%**

Stocksbridge and Upper Don

**79.2%**

Sheffield

**71.4%**

Sheffield

**62.1%**

## Percentage of pupils achieving grade C or above in English and Maths at Key Stage 4 (GCSE)

Stocksbridge and Upper Don

**59.5%**

Sheffield

**59.4%**

Source: SCC 2017

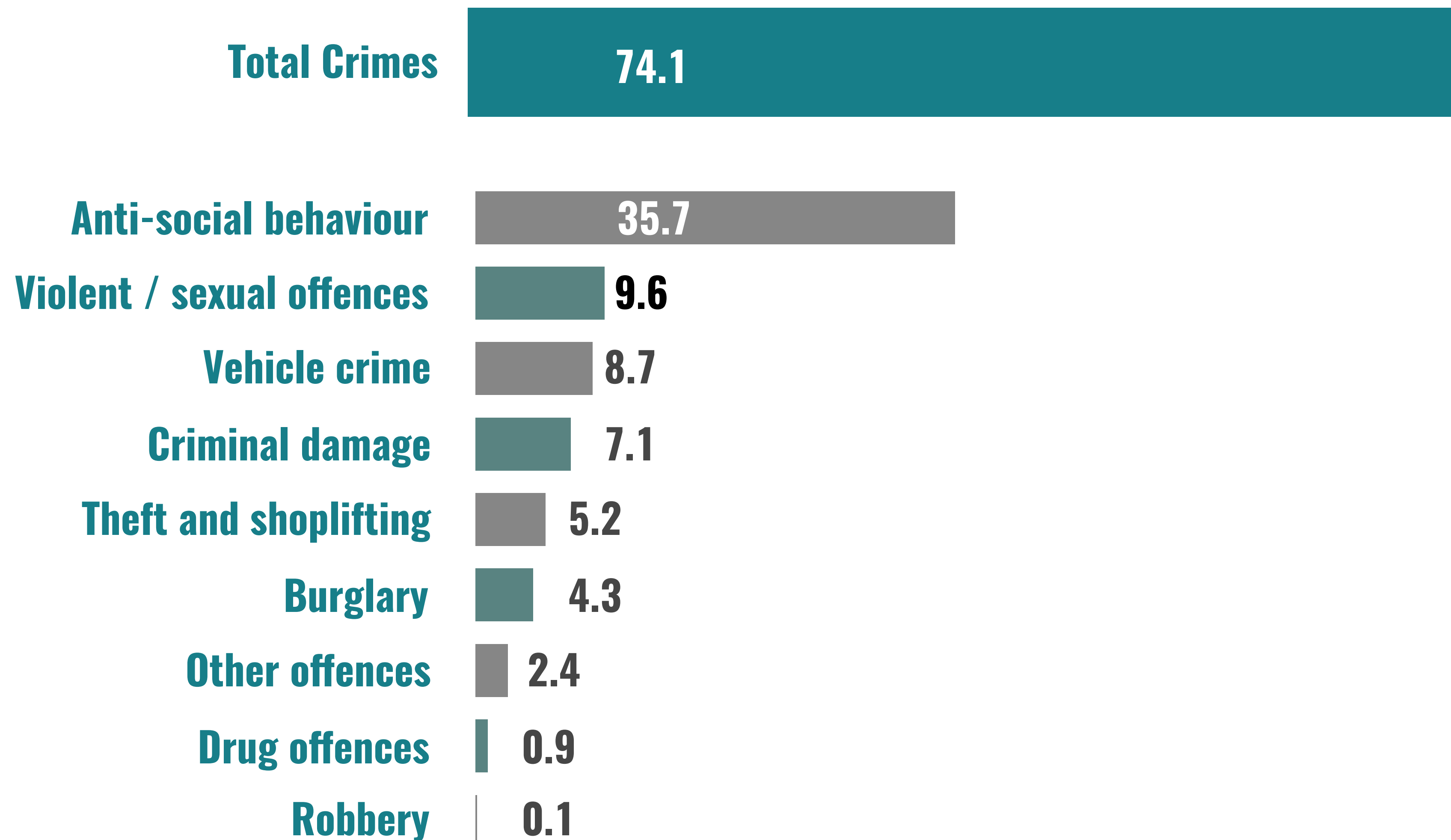
# Community Safety

**0** People killed on roads in Stocksbridge and Upper Don between 2013 and 2016

**15** People seriously injured on roads in Stocksbridge and Upper Don between 2013 and 2016

Source: Department for Transport 2017

## 2016 Crime Statistics (per 1,000 people)



Source: Police.UK 2017